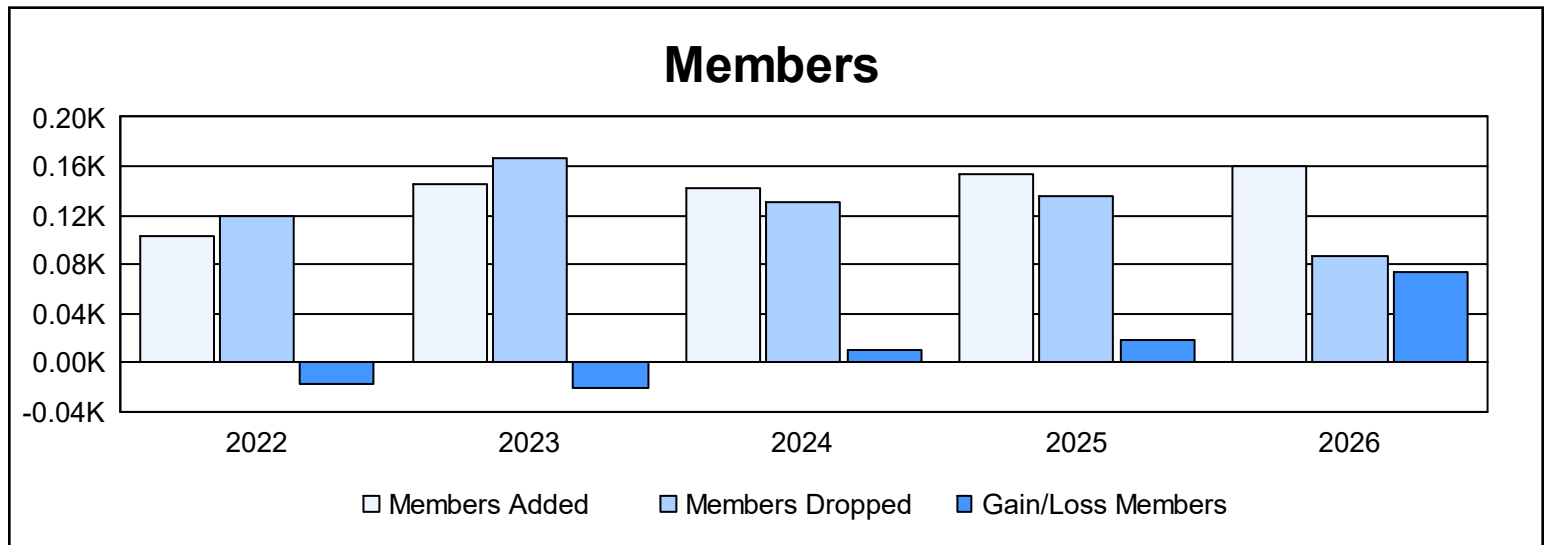
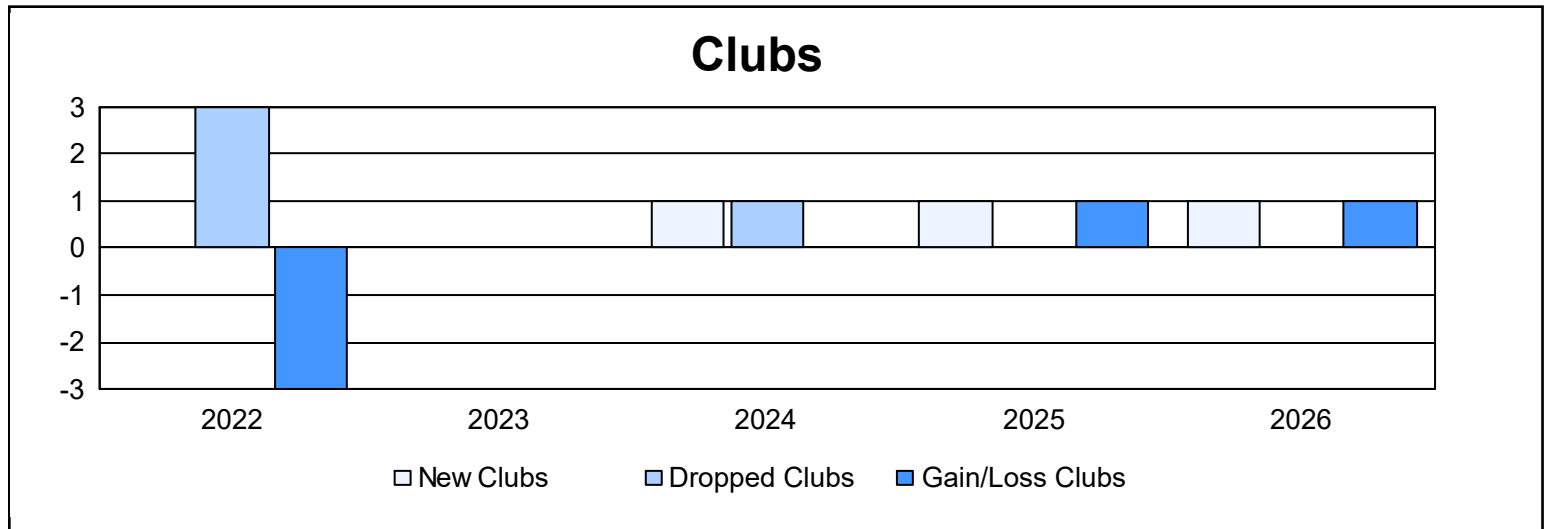
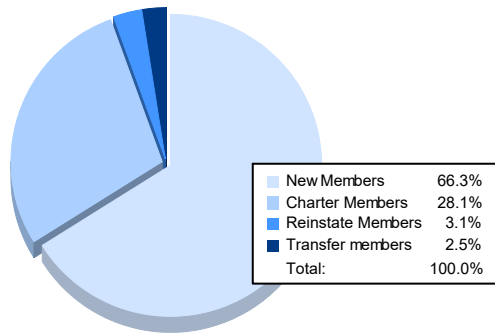


Year	New Clubs	Dropped Clubs	Gain/ Loss Clubs	New Members	Charter Members	Reinstate Members	Transfer Members	Total Member Added	Total Members Dropped	Gain/ Loss Members
2021-2022	0	3	-3	92	0	1	10	103	120	-17
2022-2023	0	0	0	120	1	12	12	145	166	-21
2023-2024	1	1	0	116	23	0	3	142	131	11
2024-2025	1	0	1	111	27	6	10	154	135	19
2025-2026	1	0	1	106	45	5	4	160	87	73
<b>Average</b>	<b>1</b>	<b>1</b>	<b>0</b>	<b>109</b>	<b>19</b>	<b>5</b>	<b>8</b>	<b>141</b>	<b>128</b>	<b>13</b>



### Membership Composition April 2026 Cumulative



### Gender Composition April 2026 Cumulative

